




















Poster printing resolution guide

Resolution of file

Size of artwork

	100%	50%	25%
72 dpi			
150dpi			
300dpi			
400dpi			
600dpi			

This guide has been developed to help you choose the best resolution and size to produce your artwork for a banner. Sometimes the file can get too large for processing and doesn't really make a difference to the quality on the other hand if the file is too low resolution it may not produce well at actual size. As banners tend to be very large to avoid large files and resolution issues we strongly recommend creating a vector file. If you have any concerns or would like advice please call us on: 0115 941 8123

-  File may be too large for processing
-  Best quality
-  Acceptable quality
-  Poor quality